

End-to-End Multimodal Emotion Recognition Using Deep Neural Networks

Panagiotis Tzirakis¹, George Trigeorgis², Mihalis A. Nicolaou, *Member, IEEE*, Björn W. Schuller, and Stefanos Zafeiriou³, *Member, IEEE*

Abstract—Automatic affect recognition is a challenging task due to the various modalities emotions can be expressed with. Applications can be found in many domains including multimedia retrieval and human–computer interaction. In recent years, deep neural networks have been used with great success in determining emotional states. Inspired by this success, we propose an emotion recognition system using auditory and visual modalities. To capture the emotional content for various styles of speaking, robust features need to be extracted. To this purpose, we utilize a convolutional neural network (CNN) to extract features from the speech, while for the visual modality a deep residual network of 50 layers is used. In addition to the importance of feature extraction, a machine learning algorithm needs also to be insensitive to outliers while being able to model the context. To tackle this problem, long short-term memory networks are utilized. The system is then trained in an end-to-end fashion where—by also taking advantage of the correlations of each of the streams—we manage to significantly outperform, in terms of concordance correlation coefficient, traditional approaches based on auditory and visual handcrafted features for the prediction of spontaneous and natural emotions on the RECOLA database of the AVEC 2016 research challenge on emotion recognition.

Index Terms—End-to-end learning, emotion recognition, deep learning, affective computing.

Manuscript received April 25, 2017; revised October 1, 2017; accepted October 12, 2017. Date of publication October 18, 2017; date of current version November 16, 2017. This work was supported by the EPSRC Center for Doctoral Training in High Performance Embedded and Distributed Systems (HiPEDS) under Grant EP/L016796/1. The work of G. Trigeorgis was supported in part by the Google Fellowship in Machine Perception, Speech Technology and Computer Vision. The work of B. W. Schuller was supported in part by the EU Horizon 2020 Framework Programme (RIA ARIA VALUSPA, under Grant 645378, IA SEWA #645094). The work of S. Zafeiriou was supported in part by the FiDiPro Program of Tekes under Project 1849/31/2015. The guest editor coordinating the review of this paper and approving it for publication was Dr. Nancy F. Chen. (*Corresponding author: Panagiotis Tzirakis.*)

P. Tzirakis and G. Trigeorgis are with the Department of Computing, Imperial College London, London SW7 2AZ, U.K. (e-mail: panagiotis.tzirakis12@imperial.ac.uk; g.trigeorgis@imperial.ac.uk).

M. A. Nicolaou is with the Department of Computing, Goldsmiths University of London, London SE14 6NW, U.K. (e-mail: m.nicolaou@gold.ac).

B. W. Schuller is with the Group on Language, Audio and Music, Imperial College London, London SW7 2AZ, U.K., and also with Embedded Intelligence for Health Care and Wellbeing, University of Augsburg, Augsburg 86159, Germany (e-mail: bjoern.schuller@imperial.ac.uk).

S. Zafeiriou is with the Department of Computing, Imperial College London, London SW7 2AZ, U.K., and also with the Center for Machine Vision and Signal Analysis, University of Oulu, Oulu 90014, Finland (e-mail: s.zafeiriou@imperial.ac.uk).

Color versions of one or more of the figures in this paper are available online at <http://ieeexplore.ieee.org>.

Digital Object Identifier 10.1109/JSTSP.2017.2764438

I. INTRODUCTION

EMOTION recognition is an essential component towards complete interaction between human and machine, as affective information is fundamental to human communication. Applications of emotion recognition can be found in different domains. For instance, emotion states can be used to monitor and predict fatigue state [1]. In speech recognition, emotion recognition can be used in call centers, where the goal is to detect the emotional state of the caller and provide feedback for the quality of the service [2].

The task of recognizing emotions is challenging because human emotions lack of temporal boundaries and different individuals express and perceive emotions in different ways [3]. Although current work around emotion recognition was mostly concentrated around inferring the emotion of a subject out of its speech, other modalities such as visual information (facial gestures) have also been used.

With the advent of deep neural networks in the last decade, a number of groundbreaking improvements have been observed in several established pattern recognition areas such as object, speech and speaker recognition, as well as in combined problem solving approaches, e.g., in audio-visual recognition, and in the rather recent field of paralinguistics.

Numerous studies have shown the favorable property of these network variants to model inherent structure contained in the speech signal [4], with more recent research attempting *end-to-end* optimization utilizing as little human a-priori knowledge as possible [5]. Nevertheless, the majority of these works make use of commonly hand-engineered features such as Mel-Frequency Cepstral Coefficients (MFCC), Perceptual Linear Prediction (PLP) coefficients, and supra-segmental features such as those used in the series of the ComParE [6] and the AVEC challenges [7], which build upon knowledge gained in decades of auditory research and have shown to be robust for many speech domains.

Recently, however, a trend in the machine learning community has emerged towards deriving a representation of the input signal directly from *raw*, unprocessed data. The motivation behind this idea is that, ultimately, the network learns an intermediate representation of the raw input signal automatically that better suits the task at hand and hence leads to improved performance.

In this paper, we study automatic affect sensing using both speech and visual information in an end-to-end manner. Features

are extracted from the speech signal using a CNN architecture designed for the audio channel and from the visual information using a ResNet-50 network architecture [8]. The output of these networks are fused together and fed to an LSTM to find the affective state of individuals. Contrary to the current practices, where each network is trained individually and the results are simply fed to a subsequent classifier, our system is trained in an end-to-end manner. To our knowledge this is the first work in literature that applies such an end-to-end model for an audio-visual emotion recognition task. Furthermore, we suggest using explicit maximization of the *concordance correlation coefficient* (ρ_c) [9] in our model and show that this improves performance in terms of emotion prediction compared to optimizing the mean square error objective, which is traditionally used. Finally, by further studying the activations of different cells in the recurrent layers, we find the existence of interpretable cells, which are highly correlated with several prosodic and acoustic features that were always assumed to convey affective information in speech, such as the loudness and the fundamental frequency. A preliminary version of this work was presented in [10], where only the raw speech waveform was used. We extend this work by considering also the visual modality in an end-to-end manner.

To show the benefit of our proposed multimodal model, we evaluated it in the REmote COLlaborative and Affective (RECOLA) database. A part of this database was used for the Audio/Visual Emotion Challenge and Workshop (AVEC) 2016. Our model is trained and tested using the whole database. Results show that the multimodal model benefits from the two modalities by producing better results for arousal and valence as the speech and visual networks, respectively. We compare the unimodal and the multimodal models using results obtained in the AVEC 2016 challenge. Only the papers that used the audio, visual or audiovisual modalities are considered. In order to perform a fair comparison we apply the proposed method on the test set of the AVEC challenge. As shown by our experiments, our unimodal models produce the best results for both the speech and visual modalities.

The remainder of the paper is organized as follows. Section II reports related studies on emotion recognition using multiple modalities with DNNs. Section III introduces the multimodal model architecture. Section IV describes the dataset used for the experiments. Section V presents the experiments performed and reports the results. Finally, Section VI concludes this paper.

II. RELATED WORK

The performance of pattern recognition models has been greatly improved with DNNs. Recently, a series of new neural network architectures have been revitalized, such as autoencoder networks [11], Convolutional Neural Networks (CNNs) [12], Deep Belief Networks (DBNs) [13] or memory enhanced neural network models such as Long Short-Term Memory (LSTM) [14] models.

These models have been used in various ways for multimodal recognition tasks such as in speech recognition. For instance, Ngiam *et al.* [15] proposed a Multimodal Deep Autoencoder (MDAE) network to extract features from audio and video

modalities. First, a bimodal DBN was trained to initialize the deep autoencoder and then the MDAE was fine-tuned to minimize the reconstruction error of both modalities. In another study, Hu *et al.* [16] proposed a temporal multimodal network named Recurrent Temporal Multimodal Restricted Boltzmann Machine (RTMRBM) to model audiovisual sequences of data. Another task that DNNs have also been used for is gesture recognition. In [17], the authors use skeletal information and RGB-D images to recognize gestures. More particularly, they use DBNs to process skeleton features and a 3D CNN for the RGB-D data. Temporal information is considered by stacking a Hidden Markov Model (HMM) on top.

The emotion recognition domain has highly benefited with the advent of DNNs. Some works explore deep learning approaches for speech emotion recognition. For instance, Han *et al.* [18] uses hand-crafted features to feed a DNN that produces a probability distribution over categorical emotion states. From these probabilities they compute statistics from the whole utterance and finally, they perform classification by training an extreme learning machine. Lim *et al.* [19] after transforming the data using short time Fourier transform, they used CNNs to extract high-level features. In order to capture the temporal structure LSTMs were used. In a similar work, Trigeorgis *et al.* [10] proposed an end-to-end model that uses a CNN to extract features from the raw signal and then an LSTM network to capture the contextual information in the data.

Other works try to solve the emotion recognition task by using facial information with DNNs. For example, Huang *et al.* [20] proposed a transductive learning framework for image-based emotion recognition by combining DNNs and hypergraphs. More particularly, after the DNN was trained for the emotion classification task, each node in the last fully connected layer was considered as an attribute and used to form a hyperedge in a hypergraph. In another study, Ebrahimi *et al.* [21] combined CNNs and RNNs to recognize categorical emotions in videos. A CNN was first trained to classify static images containing emotion. Then, the extracted features from the CNN were used to train an RNN to produce an emotion for the whole video.

Combining audio and visual modalities has great success for recognizing emotions. Some studies exploited the beneficial features DNNs can extract [22]–[24]. Kim *et al.* [23] proposed four different DBN architectures with one of them being a basic 2-layer DBN, and the others as a variation of it. The basic architecture first learns the features of the audio and video separately; after which it concatenates these features from the two modalities, it uses them to learn the second layer. The features were evaluated using a Support Vector Machine (SVM). In another study, Kahou *et al.* [24] proposed to combine modality-specific DNNs to recognize categorical emotions in video. A CNN was used to analyze the video frames, a DBN to capture audio information, a deep autoencoder to model human actions depicted within the entire scene, and finally a CNN network to extract features from the mouth of the human. To output a final prediction they used two techniques that gave similar results. The first is to take the average of modality-specific predictions and in the second they learned an SVM with an RBF kernel using the concatenation features. Another study [25] compared hand-crafted

features extracted from faces using multi-scale Dense SIFT features (MSDF), and features extracted from CNNs to train linear Support Vector Regression (SVR). The extracted audio features were the extended Geneva Minimalistic Acoustic Parameter Set (eGeMAPS). The combination of the features were used to learn a SVR.

Zhang *et al.* [26] used a multimodal CNN for classifying emotions with audio and visual modalities. The model is trained in two phases. In the first phase, the two CNNs are pretrained on large image datasets and fine-tuned to perform emotion recognition. The audio CNN takes as input the mel-spectrogram segment of the audio signal and the video CNN takes the face. In the second phase, a DNN was trained that comprised of a number of fully-connected layers. The concatenation of the features extracted by the two CNNs was the input. In another study, Ringeval *et al.* [27] use a BLSTM-RNN to capture the contextual information that exists in the multimodal features (audio, video, physiological) extracted from the data. In a more recent work, Han *et al.* [28] propose a strength modeling framework, which can be implemented as feature-level and decision-level fusion strategy and comprises of two regression models. The first model's predictions are concatenated with the original feature vector and fed to the second regression model for the final prediction.

The importance of recognizing emotions motivated the creation of the Audio/Visual Emotion Challenge and Workshop (AVEC) [29]. In the 2016 challenge, audio, video and physiological modalities were considered. In one of the submitted models for the challenge, Huang *et al.* [30] proposed to use variants of a Relevance Vector Machine (RVM) for modeling audio, video and audiovisual data. In another work, a model by Weber *et al.* [31] used high-level geometry features for predicting dimensional features. Brady *et al.* [32] also used low- and high-level features for modeling emotions. In a different study, Povolny *et al.* [33] complemented original baseline features for both audio and video to perform emotion recognition. Soman-depalli *et al.* [34] also used additional features, but only for the audio modality.

All of the works in the literature make use of commonly hand-crafted features in the audio or visual modality or in some cases in both of them. Moreover, they do not always consider temporal information in the data. In this study, we propose a multimodal model trained end-to-end that also considers the contextual temporal information.

III. PROPOSED METHOD

One of the first steps in a traditional machine learning algorithms is to extract features from the data. To extract features in audio, finite impulse response filters can be used which perform time-frequency decomposition to reduce the influence of background noise [35]. More complicated hand-engineered kernels, such as gammatone filters [36], which were formulated by studying the frequency responses of the receptive fields of auditory neurons of grass-frogs, can be used as well.

A key component of our model is the convolution operation. For the audio and visual signals, 1-d and 2-d convolution is used,

TABLE I
THE REPLICATION OF EACH BOTTLENECK ARCHITECTURE OF THE RESNET-50
ALONG WITH THE SIZE OF THE FEATURES MAPS OF THE CONVOLUTIONS

Bottleneck layer	Replication	Number of feature maps (1×1 , 3×3 , and 1×1)
1st	3	64, 64, 256
2nd	4	128, 128, 512
3rd	6	256, 256, 1024
4th	3	512, 512, 2048

respectively.

$$(f \star h)(i, j) = \sum_{k=-T}^T \sum_{m=-T}^T f(k, m) \cdot h(i - k, j - m), \quad (1)$$

where $f(x)$ is a kernel function whose parameters are learnt from the data of the task in hand. After the spatial-modeling of the signals, which removes background noise and enhances specific parts of the signals for the task in hand, we model the temporal structure of both speech and video by using a recurrent network with LSTM cells. We use LSTM for (i) simplicity, and (ii) to fairly compare against existing approaches which concentrated in the combination of hand-engineered features and LSTM networks. Finally, our model is subsequently trained with backpropagation by maximizing the concordance correlation loss (3).

A. Visual Network

One of the first steps in the traditional face recognition pipeline is feature extraction utilizing hand-crafted representations such as Scale Invariant Feature Transform (SIFT) and Histogram of Oriented Gradients (HOG). Recently, deep convolutional networks have been used to extract features from faces [26].

In this study, we use a deep residual network (ResNet) of 50 layers [8]. As input to the network we used the pixel intensities from the cropped faces of the subject's video. Deep residual networks adopt residual learning by stacking building blocks of the form:

$$\mathbf{y}_k = \mathcal{F}(\mathbf{x}_k, \{W_k\}) + \mathbf{h}(\mathbf{x}_k), \quad (2)$$

where \mathbf{x} and \mathbf{y} are the input and output of the layer k , $\mathcal{F}(\mathbf{x}_k, \{W_k\})$ is the residual function to be learned and $\mathbf{h}(\mathbf{x}_k)$ can be either an identity mapping or a linear projection to match the dimensions of the function \mathcal{F} and the input \mathbf{x} .

The first layer of ResNet-50 is a 7×7 convolutional layer with 64 feature maps, followed by a max pooling layer of size 3×3 . The rest of the network comprises of 4 bottleneck architectures, where after these architectures a shortcut connection is added. These architectures contain 3 convolutional layers of sizes 1×1 , 3×3 , and 1×1 , for each residual function. Tabel I shows the replication and the sizes of the feature maps for each bottleneck architecture. After the last bottleneck architecture, an average pooling layer is inserted.

B. Speech Network

In contrast to previous work done in the field of paralinguistics, where acoustic features are first extracted and then passed to a machine learning algorithm, we aim at learning the feature extraction and regression steps in one jointly trained model for predicting the emotion.

Input. We segment the raw waveform to 6 s long sequences after we preprocess the time-sequences to have zero mean and unit variance to account for variations in different levels of loudness between the speakers. At 16 kHz sampling rate, this corresponds to a 96000-dimensional vector, which is the input to the speech network.

Temporal Convolution. We use $F = 40$ space time finite impulse filters with a 5 ms window (size of 80) in order to extract finer-scale spectral information from the high sampling rate signal (16 kHz).

Max Pooling Across Time. The impulse response of each filter is passed through a half-wave rectifier (analogous to the cochlear transduction step in the human ear) and then downsampled to 8 kHz by pooling each impulse response with a pool size = 2.

Temporal Convolution. We use $M = 40$ space time finite impulse filters of 500 ms window (size of 4000). These are used to extract more long-term characteristics of the speech and the roughness (i.e., irregularities) of the speech signal.

Max Pooling Across Channels. We perform max-pooling across the channel domain with a pool size of 10. This reduces the dimensionality of the signal while preserving the necessary statistics of the convolved signal.

Dropout. Due to the large number of parameters compared to the number of training examples, we need to perform some regularization in order for the model not to overfit on the training data. We opt to use dropout with a probability of 0.5.

C. Objective Function

To evaluate the agreement level between the predictions of the network and the gold-standard derived from the annotations, the concordance correlation coefficient (ρ_c) [9] has recently been proposed [7], [37]. Nonetheless, previous work minimized the MSE during the training of the networks, but evaluated the models with respect to ρ_c [7], [37]. Instead, we propose to include the metric used to evaluate the performance in the objective function (\mathcal{L}_c) used to train the networks. Since the objective function is a cost function, we define \mathcal{L}_c as follows:

$$\begin{aligned}\mathcal{L}_c &= 1 - \rho_c = 1 - \frac{2\sigma_{xy}^2}{\sigma_x^2 + \sigma_y^2 + (\mu_x - \mu_y)^2}, \\ &= 1 - 2\sigma_{xy}^2 \psi^{-1}\end{aligned}\quad (3)$$

where $\psi = \sigma_x^2 + \sigma_y^2 + (\mu_x - \mu_y)^2$ and $\mu_x = \mathbb{E}(\mathbf{x})$, $\mu_y = \mathbb{E}(\mathbf{y})$, $\sigma_x^2 = \text{var}(\mathbf{x})$, $\sigma_y^2 = \text{var}(\mathbf{y})$ and $\sigma_{xy}^2 = \text{cov}(\mathbf{x}, \mathbf{y})$. Thus, to minimize \mathcal{L}_c (or maximize ρ_c), we backpropagate the gradient of the last layer weights with respect to \mathcal{L}_c ,

$$\frac{\partial \mathcal{L}_c}{\partial \mathbf{x}} \propto 2 \frac{\sigma_{xy}^2 (\mathbf{x} - \mu_y)}{\psi^2} + \frac{\mu_y - \mathbf{y}}{\psi}, \quad (4)$$

where all vector operations are done element-wise.

D. Network Training

Before training the multimodal network, each modality-specific network is trained separately to speed up the training procedure.

Visual Network. For the visual network, we chose to fine-tune the pretrained ResNet-50 on the database used in this work. This model was trained on the ImageNet 2012 [38] classification dataset that consists of 1000 classes. The pretrained model was preferred over training the network from scratch in order to be benefited by the features already learned by the model. To train the network, a 2-layer LSTM with 256 cells each is stack on top of it to capture temporal information.

Speech Network. The CNN network operates on the raw signal to extract features from it. In order to consider the temporal structure of speech, we use two LSTM layers with 256 cells each on top of the CNN.

Multimodal Network. After training the visual and speech networks, the LSTM layers are discarded, and only the extracted features are considered. The speech network extracts 1280-dimensional features while the visual network extracts 2048-dimensional features. These are concatenated to form a 3328-dimensional feature vector and fed to a 2-layer LSTM with 256 cells each. The weights of the LSTM layers are initialized following Glorot based initialization [39], and the visual and speech networks are initialized utilizing the weights of the unimodal models. Finally, the whole network is trained end-to-end. Fig. 1 shows the multimodal network.

The goal for each unimodal and the multimodal network is to minimize:

$$\mathcal{L}_c = \frac{\mathcal{L}_c^a + \mathcal{L}_c^v}{2}, \quad (5)$$

where \mathcal{L}_c^a and \mathcal{L}_c^v are the concordance of the arousal and valence, respectively.

For the recurrent layers of the speech, visual and multimodal networks, we segment the 6 s sequences to 150 smaller sub-sequences to match the granularity of the annotation frequency of 40 ms.

IV. DATASET

A time-continuous prediction of spontaneous and natural emotions (arousal and valence) is investigated on speech and visual data by using the REremote COLlaborative and Affective (RECOLA) database introduced by Ringeval *et al.* [40]; the full dataset is used for the purpose of this study. Four modalities are included in the corpus: audio, video, electro-cardiogram (ECG) and electro-dermal activity (EDA). In total, 9.5 h of multimodal recordings from 46 French-speaking participants were recorded and annotated for 5 minutes each, performing a collaboration task in dyads during a video conference. Among the participants, 17 were French, three German and three Italian. The dataset is split into three partitions – train (16 subjects), validation (15 subjects) and test (15 subjects) – by stratifying (i.e., balancing) the gender and the age of the speakers. Finally, 6 French-speaking annotators (three male, three female) annotated all the recordings.

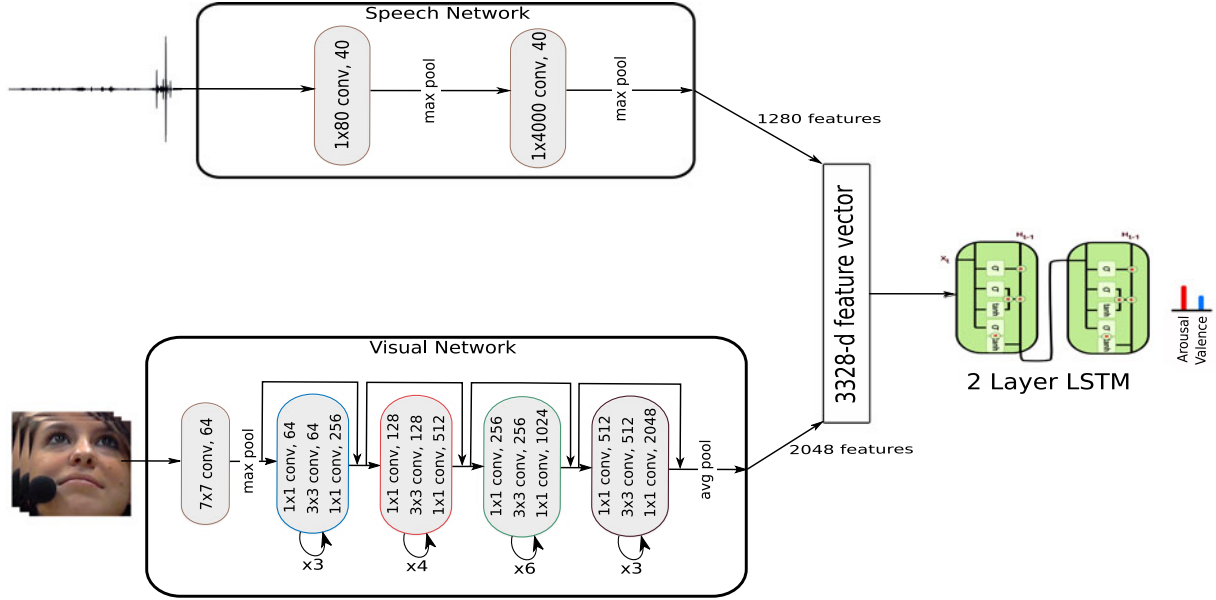


Fig. 1. The network comprises of two parts: the multimodal feature extraction part and the RNN part. The multimodal part extracts features from raw speech and visual signals. The extracted features are concatenated and used to feed 2 LSTM layers. These are used to capture the contextual information in the data.

V. EXPERIMENTS AND RESULTS

For training the models, we utilized the Adam optimization method [41], and a fixed learning rate of 10^{-4} throughout all experiments. For the audio model, we used a mini-batch of 25 samples. Also, for regularization of the network, we used dropout [42] with $p = 0.5$ for all layers except the recurrent ones. This step is important, as our models have a large amount of parameters ($\approx 1.5M$) and not regularizing the network makes it prone on overfitting on the training data.

For the video model, the image size used was 96×96 with a mini-batch of size 2. A small mini-batch is selected because of hardware limitations. The data were augmented by resizing the image to size 110×110 and randomly cropping it to equal its original size. This produces a scale invariant model. In addition, color augmentation is used by introducing random brightness and saturation to the image.

Finally, for all investigated methods, a chain of post-processing is applied to the predictions obtained on the development set: (i) median filtering (with the size of the window ranging from 0.4 s to 20 s) [7], (ii) centering (by computing the bias between the gold-standard and the prediction) [43], (iii) scaling (using the ratio of standard-deviation of the gold-standard and the prediction as scaling factor) [43] and (iv) time-shifting (by shifting the prediction forward in time with values ranging from 0.04 s to 10 s), to compensate for delays in the ratings [44]. Any of these post-processing steps is kept when an improvement is observed on the ρ_c of the validation set, and applied then with the same configuration on the test partition.

A. Ablation Study

Due to memory and training instability concerns [45] it is not always optimal to use very large sequences in recurrent networks. The justification for this can be either the over-blowing of

TABLE II
RESULTS (IN TERMS OF ρ_c) ON AROUSAL AND VALENCE AFTER 60 EPOCHS WHEN VARYING THE SEQUENCE LENGTH FOR THE SPEECH AND VISUAL NETWORKS

Sequence length	Arousal	Valence
<i>Visual Network</i>		
75	0.293	0.276
150	0.363	0.488
300	0.193	0.496
<i>Speech Network</i>		
75	0.727	0.345
150	0.744	0.369
300	0.685	0.130

gradients or the very deep unrolled graph which makes training of such big networks harder.

In order to choose the best sequence length to feed our LSTM layers, we conducted experiments using sequence lengths of 75, 150, and 300 for both the speech and the visual models. Tabel II shows the results on the development set. The training for all models lasted 60 epochs.

For the visual network we expect to get the highest value in the valence dimension, while for the speech model in the arousal dimension. Results indicate that the best value for the speech model is 150 while for the visual model it is 300. Due to the fact that the difference in performance for the visual network is small when a sequence length of 150 or 300 is used, we chose to train the multimodal network with a 150 sequence length.

B. Speech Modality

Results obtained for each method, using all 46 participants, are shown in Tabel III. In all of the experiments, our model

TABLE III
RECOLA DATASET RESULTS (IN TERMS OF ρ_c) FOR PREDICTION
OF AROUSAL AND VALENCE

Predictor	Features	Arousal	Valence
<i>a. Mean Squared Error Objective</i>			
SVR	eGeMAPS	0.318 (0.489)	0.169 (0.210)
SVR	ComParE	0.366 (0.491)	0.180 (0.178)
BLSTM	eGeMAPS	0.300 (0.404)	0.192 (0.187)
BLSTM	ComParE	0.132 (0.221)	0.117 (0.152)
Proposed	raw signal	0.684 (0.728)	0.249 (0.312)
<i>b. Concordance Correlation Coefficient Objective</i>			
BLSTM	eGeMAPS	0.316 (0.445)	0.195 (0.190)
BLSTM	ComParE	0.382 (0.478)	0.187 (0.246)
Proposed	raw signal	0.699 (0.752)	0.311 (0.406)

In parenthesis are the performances obtained on the development set. In *a*) we optimized the models w.r.t. MSE whereas in *b*) w.r.t. ρ_c .

TABLE IV
RECOLA DATASET RESULTS (IN TERMS OF ρ_c) FOR THE PREDICTION OF
AROUSAL AND VALENCE USING THE SPEECH NETWORK

Predictor	Features	Arousal	Valence
Baseline [29]	eGeMAPS	0.648 (0.796)	0.375 (0.455)
RVM [30]	eGeMAPS	—(0.750)	—(0.396)
Povolny <i>et al.</i> [33]	Mixed	—(0.833)	—(0.503)
Brady <i>et al.</i> [32]	MFCC	—(0.846)	—(0.450)
Weber <i>et al.</i> [31]	eGeMAPS	—(0.793)	—(0.456)
Somandepalli <i>et al.</i> [34]	Mixed	—(0.800)	—(0.448)
Han <i>et al.</i> [28]	13 LLDs	0.666 (0.755)	0.364 (0.476)
Proposed	raw signal	0.715 (0.786)	0.369 (0.428)

In parenthesis are the performances obtained on the development set. A dash is inserted if the results were not reported in the original papers.

outperforms the designed features in terms of ρ_c . One may note, however, that the eGeMAPS [46] feature set provides close performance on valence, which is much more difficult to predict from speech compared to arousal. Furthermore, we show that by incorporating ρ_c directly in the optimization function of all networks allows us to optimize the models on the metric (ρ_c) on which we evaluate the models. This provides us with *i*) a more elegant way to optimize models, and *ii*) gives consistently better results across all test-runs as seen in Tabel III.

In addition, we compare the performance on the results obtained for methods that exist in the literature. Most of them have been submitted to the AVEC 2016 challenge, with 27 participants Tabel IV. For fair comparison, we test our model on the same test set. In case performance on the test or validation set was not reported in the paper, a dash is inserted on. Results show that our model outperforms the other models in the test set when predicting the arousal dimension. It is important to notice that although our model gets a lower ρ_c on the arousal dimension for the validation set compared to the baseline of the challenge, its performance is better on the test set.

1) *Relation to Existing Acoustic and Prosodic Features:* The speech signals convey information about the affective state either explicitly, i.e., by linguistic means, or implicitly, i.e., by acoustic or prosodic cues. It is well accepted amongst the

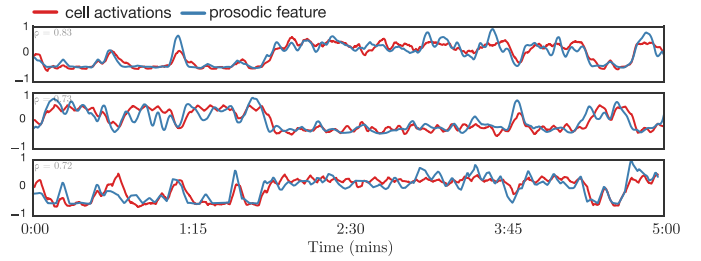


Fig. 2. A visualization of three different gate activations vs. different acoustic and prosodic features that are known to affect arousal for an unseen recording to the network. From top to bottom: range of RMS energy ($\rho = 0.83$), loudness ($\rho = 0.73$), mean of fundamental frequency ($\rho = 0.72$).

TABLE V
RECOLA DATASET RESULTS (IN TERMS OF ρ_c) FOR PREDICTION OF AROUSAL
AND VALENCE USING THE VISUAL NETWORK

Predictor	Features	Arousal	Valence
Baseline [29]	Appearance	0.343 (0.483)	0.486 (0.474)
Baseline [29]	Geometric	0.272 (0.379)	0.507 (0.612)
RVM [30]	Geometric	—(0.467)	—(0.571)
RVM [30]	Appearance	—(0.615)	—(0.530)
Video CNN-L4 [33]	Mixed	—(0.595)	—(0.497)
Brady <i>et al.</i> [32]	Appearance	—(0.346)	—(0.511)
Weber <i>et al.</i> [31]	Geometric	—(0.476)	—(0.683)
Weber <i>et al.</i> [31]	Appearance	—(0.594)	—(0.506)
Somandepalli <i>et al.</i> [34]	Geometric	—(0.297)	—(0.612)
Somandepalli <i>et al.</i> [34]	Appearance	—(0.481)	—(0.474)
Han <i>et al.</i> [28]	Mixed	0.265 (0.292)	0.394 (0.592)
Proposed	raw signal	0.435 (0.371)	0.620 (0.637)

In parenthesis are the performances obtained on the development set. A dash is inserted if the results were not reported in the original papers.

research community that certain acoustic and prosodic features play an important role in recognizing the affective state [47]. Some of these features, such as the mean of the fundamental frequency (F0), mean speech intensity, loudness, as well as pitch range [46], should thus be captured by our model.

To gain a better understanding of what our speech model learns, and how this relates to existing literature, we study the statistics of gate activations in the network applied on an unseen speech recording. This was accomplished by first finding the three most correlated features from the 256-dimensional hidden state vector of the second layer of the recurrent model and the ground truth. Then, we computed the correlation between each of these features with hand-crafted features extracted using the OpenSmile [48] toolkit. We found that our features have a high correlation with the RMS energy, loudness, and mean of fundamental frequency features. A visualization of this correlation is given in Fig. 2.

C. Visual Modality

The visual modality has been shown to more easily predict the valence dimension rather than the arousal. Tabel V presents the best results on the RECOLA dataset for the valence dimension. Only the work from Han *et al.* [28] was not submitted to the AVEC 2016 challenge. The features used for all of the models

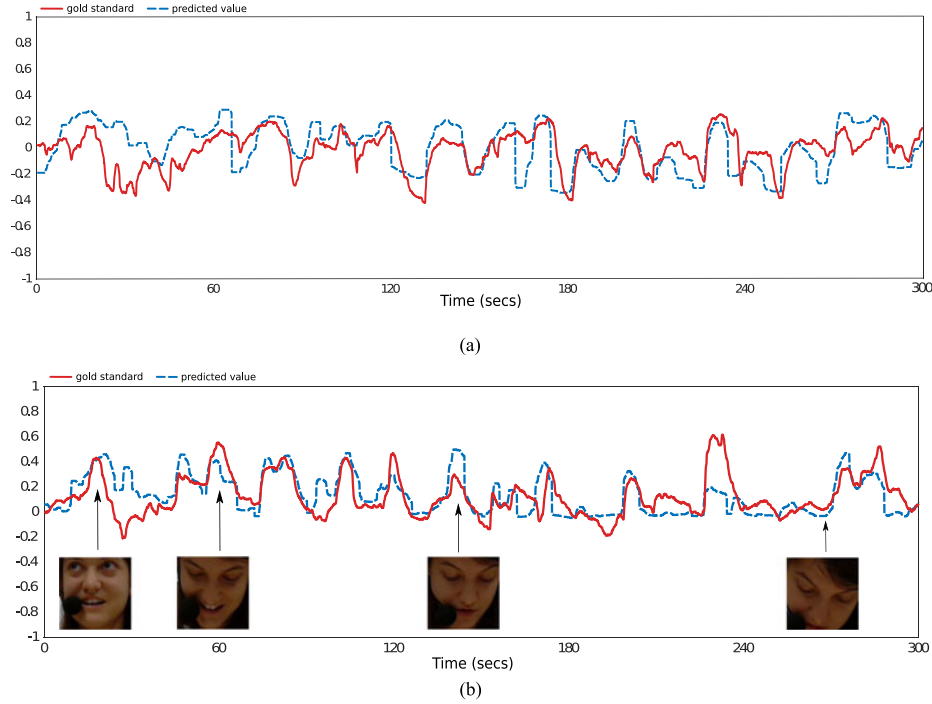


Fig. 3. The predicted and the gold standard for the arousal (a) and valence (b) for the subject with video ID 32, from the test set.

are appearance and geometric. For appearance, Local Gabor Binary Patterns from Three Orthogonal Planes (LGBP-TOP) features were extracted, whereas facial landmarks were extracted for the geometric features. The input to our network are the raw pixel intensities from the face extracted from the frames of the videos using the Multi-Domain Convolutional Neural Network Tracker (MDNet) [49] tracking algorithm. This algorithm takes the bounding box of the face in the first frame of the video and tracks it in all frames.

As expected, the visual modality benefits the models in the valence dimension. The only exception is the Video CNN-L4 [33] model which performs better in the arousal dimension when appearance features are used. Our model outperforms all the other models in the valence dimension for the test set.

D. Multimodal Analysis

Only two other models found in the literature to use both speech and visual modalities on the RECOLA database. These are the Output-Associative Relevance Vector Machine Staircase Regression (OA RVM-SR) [30] and the strength modeling system proposed by Han *et al.* [28]. To have a fair comparison with the other methods, we utilized both training and validation sets in the training process. We stopped the training of our model when we reached twice the number of epochs required to train the model when only the training set was used. We did this, as the number of both validation and training examples is twice the number of training examples.

Results are shown in Table VI. Our model outperforms the other two models in both the arousal and valence dimensions; especially for the valence dimension with high magnitude. We

TABLE VI
RECOLA DATASET RESULTS (IN TERMS OF ρ_c) FOR PREDICTION OF AROUSAL AND VALENCE USING THE MULTIMODAL NETWORK

Predictor	Audio Features	Visual Features	Arousal	Valence
OA RVM-SR	eGeMAPS	Geometric	0.770 (0.855)	0.545 (0.642)
Han <i>et al.</i>	ComParE	Appearance	0.610 (0.728)	0.463 (0.544)
Proposed	raw signal	raw signal	0.789 (.731)	0.691 (0.502)
Proposed	raw signal	raw + geometric	0.788 (.731)	0.732 (0.502)

In parenthesis are the performance obtained on the development set.

should also mention here that our system operates directly on the raw pixel domain, while the other two systems made use of a number of geometric features (e.g., 2D/3D facial landmarks etc.) which require the presence of an accurate facial landmark tracking methodology (ours was applied on the results of a conventional face detector only).

To show, however, that our model can also benefit from these features, we incorporate them into our model. In particular, we first extract facial landmarks using the face alignment method by Deng *et al.* [50], and perform Procrustes alignment (i.e., removing scale, rotation, translation). Then, we concatenate these features to the feature vector that is input to the recurrent model and we train only the recurrent network while keeping the speech and visual network parameters fixed. Results are depicted in Table VI. As expected, these features benefit our model to predict the valence dimension while the arousal is unchanged.

Finally, to further demonstrate the benefits of our model for automatic prediction of arousal and valence, Fig. 3 illustrates results for a single test subject from RECOLA.

VI. CONCLUSION

In this paper, we propose a multimodal system that operates on the raw signal, to perform an end-to-end spontaneous emotion prediction task from speech and visual data. To consider the contextual information, a recurrent network (LSTM) was used. To speed up the training of the model, we pretrained the speech and visual networks, separately. In addition, we study the gate activations of the recurrent layers in the speech modality and find cells that are highly correlated with prosodic features that were always assumed to cause arousal. Our experiments on the unimodal modality show that our models achieve significantly better performance on the test set in comparison to other models using the RECOLA database including those submitted to the AVEC2016 challenge, thus demonstrating the efficacy of learning features that better suit the task-at-hand. In addition, our multimodal model greatly outperforms in both the valence and arousal dimensions the other models. Further research on the topic is application of similar architectures for behaviour analysis in the wild.

In future work we aim at incorporating more modalities in our model like physio in order to increase its performance for emotion recognition tasks. In addition, we intend at experimenting with more emotion databases, including ones that provide discrete labels. It would be also interesting to experiment with tasks other than emotion recognition.

REFERENCES

- [1] Q. Ji, Z. Zhu, and P. Lan, "Real-time nonintrusive monitoring and prediction of driver fatigue," *IEEE Trans. Veh. Technol.*, vol. 53, no. 4, pp. 1052–1068, Jul. 2004.
- [2] F. Burkhardt, J. Ajmera, R. Englert, J. Stegmann, and W. Bursleson, "Detecting anger in automated voice portal dialogs," in *Proc. Annu. Conf. Int. Speech Commun. Assoc.*, 2006, pp. 1053–1056.
- [3] C.-N. Anagnostopoulos, T. Iliou, and I. Giannoukos, "Features and classifiers for emotion recognition from speech: A survey from 2000 to 2011," *Artif. Intell. Rev.*, vol. 43, no. 2, pp. 155–177, 2015.
- [4] G. Hinton *et al.*, "Deep neural networks for acoustic modeling in speech recognition: The shared views of four research groups," *Signal Process. Mag.*, vol. 29, no. 6, pp. 82–97, Nov. 2012.
- [5] A. Graves and N. Jaitly, "Towards end-to-end speech recognition with recurrent neural networks," in *Proc. Int. Conf. Mach. Learn.*, Beijing, China, Jun. 2014, pp. 1764–1772.
- [6] B. Schuller *et al.*, "The interspeech 2013 computational paralinguistics challenge: Social signals, conflict, emotion, autism," in *Proc. Annu. Conf. Int. Speech Commun. Assoc.*, Lyon, France, Aug. 2013, pp. 148–152.
- [7] F. Ringeval *et al.*, "AV+EC 2015 – The first affect recognition challenge bridging across audio, video, and physiological data," in *Proc. 5th Int. Workshop Audio/Visual Emotion Challenge*, Brisbane, QLD, Australia, Oct. 2015, pp. 3–8.
- [8] K. He, X. Zhang, S. Ren, and J. Sun, "Deep residual learning for image recognition," in *Proc. Conf. Comput. Vis. Pattern Recognit.*, Las Vegas, NV, USA, Jun./Jul. 2016, pp. 770–778.
- [9] L. I.-K. Lin, "A concordance correlation coefficient to evaluate reproducibility," *Biometrics*, vol. 45, no. 1, pp. 255–268, Mar. 1989.
- [10] G. Trigeorgis *et al.*, "Adieu features? End-to-end speech emotion recognition using a deep convolutional recurrent network," in *Proc. IEEE Int. Conf. Acoust., Speech, Signal Process.*, Shanghai, China, Mar. 2016, pp. 5200–5204.
- [11] R. S. Zemel, "Autoencoders, minimum description length and Helmholtz free energy," in *Proc. Neural Inf. Process. Syst.*, Denver, CO, USA, Apr. 1994, pp. 3–10.
- [12] Y. LeCun *et al.*, "Generalization and network design strategies," in *Connectionism in Perspective*. Amsterdam, The Netherlands: Elsevier, 1989, pp. 143–155.
- [13] G. E. Hinton, S. Osindero, and Y.-W. Teh, "A fast learning algorithm for deep belief nets," *Neural Comput.*, vol. 18, no. 7, pp. 1527–1554, 2006.
- [14] S. Hochreiter and J. Schmidhuber, "Long short-term memory," *Neural Comput.*, vol. 9, no. 8, pp. 1735–1780, 1997.
- [15] J. Ngiam, A. Khosla, M. Kim, J. Nam, H. Lee, and A. Y. Ng, "Multimodal deep learning," in *Proc. Int. Conf. Mach. Learn.*, 2011, pp. 689–696.
- [16] D. Hu, X. Li, and X. Lu, "Temporal multimodal learning in audiovisual speech recognition," in *Proc. IEEE Conf. Comput. Vis. Pattern Recognit.*, Las Vegas, NV, USA, Jun./Jul. 2016, pp. 3574–3582.
- [17] D. Wu *et al.*, "Deep dynamic neural networks for multimodal gesture segmentation and recognition," *IEEE Trans. Pattern Anal. Mach. Intell.*, vol. 38, no. 8, pp. 1583–1597, Aug. 2016.
- [18] K. Han, D. Yu, and I. Tashev, "Speech emotion recognition using deep neural network and extreme learning machine," in *Proc. Annu. Conf. Int. Speech Commun. Assoc.*, Singapore, Sep. 2014, pp. 223–227.
- [19] W. Lim, D. Jang, and T. Lee, "Speech emotion recognition using convolutional and recurrent neural networks," in *Proc. Signal Inf. Process. Assoc. Annu. Summit Conf.*, Jeju, South Korea, Dec. 2016, pp. 1–4.
- [20] Y. Huang and H. Lu, "Deep learning driven hypergraph representation for image-based emotion recognition," in *Proc. Int. Conf. Multimodal Interaction*, Tokyo, Japan, Nov. 2016, pp. 243–247.
- [21] S. Ebrahimi Kahou, V. Michalski, K. Konda, R. Memisevic, and C. Pal, "Recurrent neural networks for emotion recognition in video," in *Proc. Int. Conf. Multimodal Interaction*, Seattle, WA, USA, Nov. 2015, pp. 467–474.
- [22] W. Liu, W.-L. Zheng, and B.-L. Lu, "Emotion recognition using multimodal deep learning," in *Proc. Int. Conf. Neural Inf. Process.*, Kyoto, Japan, Oct. 2016, pp. 521–529.
- [23] Y. Kim, H. Lee, and E. M. Provost, "Deep learning for robust feature generation in audiovisual emotion recognition," in *Proc. Conf. Acoust., Speech, Signal Process.*, Vancouver, BC, Canada, May 2013, pp. 3687–3691.
- [24] S. E. Kahou *et al.*, "Emonets: Multimodal deep learning approaches for emotion recognition in video," *J. Multimodal User Interfaces*, vol. 10, no. 2, pp. 99–111, 2016.
- [25] B. Sun, S. Cao, L. Li, J. He, and L. Yu, "Exploring multimodal visual features for continuous affect recognition," in *Proc. 6th Int. Workshop Audio/Visual Emotion Challenge*, Amsterdam, The Netherlands, Oct. 2016, pp. 83–88.
- [26] S. Zhang, S. Zhang, T. Huang, and W. Gao, "Multimodal deep convolutional neural network for audio-visual emotion recognition," in *Proc. Int. Conf. Multimedia Retrieval*, New York, NY, USA, Jun. 2016, pp. 281–284.
- [27] F. Ringeval *et al.*, "Prediction of asynchronous dimensional emotion ratings from audiovisual and physiological data," *Pattern Recognit. Lett.*, vol. 66, no. Supp. C, pp. 22–30, 2015.
- [28] J. Han, Z. Zhang, N. Cummins, F. Ringeval, and B. Schuller, "Strength modelling for real-world automatic continuous affect recognition from audiovisual signals," *Image Vis. Comput.*, vol. 65, no. Supp. C, pp. 76–86, 2017.
- [29] M. Valstar *et al.*, "Avec 2016: Depression, mood, and emotion recognition workshop and challenge," in *Proc. 6th Int. Workshop Audio/Visual Emotion Challenge*, Amsterdam, The Netherlands, Oct. 2016, pp. 3–10.
- [30] Z. Huang *et al.*, "Staircase regression in OA RVM, data selection and gender dependency in AVEC 2016," in *Proc. 6th Int. Workshop Audio/Visual Emotion Challenge*, Amsterdam, The Netherlands, Oct. 2016, pp. 19–26.
- [31] R. Weber, V. Barrielle, C. Soladié, and R. Séguier, "High-level geometry-based features of video modality for emotion prediction," in *Proc. 6th Int. Workshop Audio/Visual Emotion Challenge*, Amsterdam, The Netherlands, Oct. 2016, pp. 51–58.
- [32] K. Brady *et al.*, "Multi-modal audio, video and physiological sensor learning for continuous emotion prediction," in *Proc. 6th Int. Workshop Audio/Visual Emotion Challenge*, Amsterdam, The Netherlands, Oct. 2016, pp. 97–104.
- [33] F. Povolny *et al.*, "Multimodal emotion recognition for AVEC 2016 challenge," in *Proc. 6th Int. Workshop Audio/Visual Emotion Challenge*, Amsterdam, The Netherlands, Oct. 2016, pp. 75–82.
- [34] K. Somandepalli, R. Gupta, M. Nasir, B. M. Booth, S. Lee, and S. S. Narayanan, "Online affect tracking with multimodal Kalman filters," in *Proc. Int. Workshop Audio/Visual Emotion Challenge*, New York, NY, USA, Oct. 2016, pp. 59–66.
- [35] H. Hirsch, P. Meyer, and H. Ruehl, "Improved speech recognition using high-pass filtering of subband envelopes," in *Proc. EUROSPEECH*, Genoa, Italy, Sep. 1991, pp. 413–416.


- [36] R. Schlüter, L. Bezrukov, H. Wagner, and H. Ney, "Gammatone features and feature combination for large vocabulary speech recognition," in *Proc. IEEE Int. Conf. Acoust., Speech, Signal Process.*, Honolulu, HI, USA, Apr. 2007, pp. 649–652.
- [37] F. Ringeval *et al.*, "Prediction of asynchronous dimensional emotion ratings from audiovisual and physiological data," *Pattern Recognit. Lett.*, vol. 66, pp. 22–30, Nov. 2015.
- [38] O. Russakovsky *et al.*, "Imagenet large scale visual recognition challenge," *Int. J. Comput. Vis.*, vol. 115, no. 3, pp. 211–252, 2015.
- [39] X. Glorot and Y. Bengio, "Understanding the difficulty of training deep feedforward neural networks," in *Proc. 13th Int. Conf. Artif. Intell. Statist.*, Sardinia, Italy, May 2010, pp. 249–256.
- [40] F. Ringeval, A. Sonderegger, J. Sauer, and D. Lalanee, "Introducing the RECOLA multimodal corpus of remote collaborative and affective interactions," in *Proc. IEEE Int. Conf. Workshops Automat. Face Gesture Recognit.*, Shanghai, China, Apr. 2013, pp. 1–8.
- [41] D. Kingma and J. Ba, "Adam: A method for stochastic optimization," arXiv:1412.6980, 2014.
- [42] N. Srivastava, G. Hinton, A. Krizhevsky, I. Sutskever, and R. Salakhutdinov, "Dropout: A simple way to prevent neural networks from overfitting," *J. Mach. Learn. Res.*, vol. 15, no. 1, pp. 1929–1958, Jan. 2014.
- [43] M. Kächele, P. Thiam, G. Palm, F. Schwenker, and M. Schels, "Ensemble methods for continuous affect recognition: Multimodality, temporality, and challenges," in *Proc. 5th Int. Workshop Audio/Visual Emotion Challenge*, Brisbane, QLD, Australia, Oct. 2015, pp. 9–16.
- [44] S. Mariooryad and C. Busso, "Correcting time-continuous emotional labels by modeling the reaction lag of evaluators," *IEEE Trans. Affective Comput.*, vol. 6, no. 2, pp. 97–108, Apr.–Jun. 2015.
- [45] K. Cho *et al.*, "Learning phrase representations using RNN encoder-decoder for statistical machine translation," in *Proc. 2014 Conf. Empirical Methods Natural Lang. Process.*, Oct. 2014, pp. 1724–1734.
- [46] F. Eyben *et al.*, "The geneva minimalistic acoustic parameter set (gemaps) for voice research and affective computing," *IEEE Trans. Affective Comput.*, vol. 7, no. 2, pp. 190–202, Apr.–Jun. 2016.
- [47] K. Scherer, "Vocal communication of emotion: A review of research paradigms," *Speech Commun.*, vol. 40, no. 1/2, pp. 227–256, Apr. 2003.
- [48] F. Eyben, M. Wöllmer, and B. Schuller, "Opensmile: The munich versatile and fast open-source audio feature extractor," in *Proc. 18th ACM Int. Conf. Multimedia*, Firenze, Italy, Oct. 2010, pp. 1459–1462.
- [49] H. Nam and B. Han, "Learning multi-domain convolutional neural networks for visual tracking," in *Proc. IEEE Conf. Comput. Vis. Pattern Recognit.*, Las Vegas, NV, USA, Jun. 2016, pp. 4293–4302.
- [50] J. Deng, G. Trigeorgis, Y. Zhou, and S. Zafeiriou, "Joint multi-view face alignment in the wild," arXiv:1708.06023, 2017.



Panagiotis Tzirakis is currently working toward the Ph.D. degree in the High Performance Embedded and Distributed Systems Center for Doctoral Training (CDT) Program, Imperial College London, London, U.K. His research interests include the areas of deep learning, face identification, and speech recognition.



George Trigeorgis received the M.Eng. degree in artificial intelligence in 2013 from Imperial College London, London, U.K., where he is currently working toward the Ph.D. degree in the Department of Computing. He received the prestigious Google Doctoral Fellowship in Machine Perception, Speech Technology, and Computer Vision. During the course of his Ph.D., he has published in the top venues for machine learning and perception such as CVPR, ICML, NIPS, and T-PAMI.



Mihalis A. Nicolaou (M'xx) received the Undergraduate degree from the Department of Informatics and Telecommunications, University of Athens, Athens, Greece, and the Ph.D. degree from the Department of Computing, Imperial College London, London, U.K. He is a Lecturer in the Department of Computing at Goldsmiths University of London, London, U.K., and an Honorary Research Fellow with the Department of Computing at Imperial College London. His research interests span the areas of machine learning, computer vision, and affective computing. He received several awards and scholarships for his research, including a Best Paper Award at the IEEE FG, while publishing extensively in related prestigious venues. He served as a Guest Associate Editor for the IEEE TRANSACTIONS ON AFFECTIVE COMPUTING.



Björn W. Schuller received the diploma, doctoral degree, habilitation, and Adjunct Teaching Professorship all in EE/IT from Technical University of Munich (TUM), Munich, Germany. He is currently a Reader (Associate Professor) in Machine Learning heading the Group on Language, Audio and Music at Imperial College London, London, U.K., a Full Professor and the Chair of Embedded Intelligence for Health Care and Wellbeing at the University of Augsburg, Germany, and the cofounding CEO of audeERING GmbH. Previously, he was the Chair of *Complex and Intelligent* (2014–2017) and *Sensor Systems* (2013) at the University of Passau, Germany and headed the Machine Intelligence and Signal Processing Group at TUM (2006–2014). In 2013, he was also invited as a permanent Visiting Professor at Harbin Institute of Technology, China, and the University of Geneva, Switzerland. In 2012, he was with Joanneum Research, Graz, Austria, remaining an Expert Consultant. In 2011, he was a Guest Lecturer in Ancona, Italy, and a Visiting Researcher in the Machine Learning Research Group of NICTA, Sydney, Australia. From 2009 to 2010, he was with the CNRS-LIMSI, Orsay, France, and a Visiting Scientist at Imperial College. He has coauthored 600+ technical contributions (16 000+ citations, h-index = 62) in the field.



Stefanos Zafeiriou (M'09) is currently a Reader in Machine Learning and Computer Vision with the Department of Computing, Imperial College London, London, U.K., and a Distinguishing Research Fellow with the University of Oulu under Finish Distinguishing Professor Programme. He received the Prestigious Junior Research Fellowships from Imperial College London in 2011 to start his own independent research group. He received the President's Medal for Excellence in Research Supervision for 2016. He received various awards during his doctoral and postdoctoral studies. He currently serves as an Associate Editor of the IEEE TRANSACTIONS ON AFFECTIVE COMPUTING and *Computer Vision and Image Understanding* journal. In the past, he held editorship positions in the IEEE TRANSACTIONS ON CYBERNETICS and the *Image and Vision Computing Journal*. He has been a Guest Editor of more than six journal special issues and co-organized more than 13 workshops/special sessions on specialized computer vision topics in top venues, such as CVPR/FG/ICCV/ECCV (including three very successfully challenges run in ICCV'13, ICCV'15, and CVPR'17 on facial landmark localization/tracking). He has coauthored more than 55 journal papers mainly on novel statistical machine learning methodologies applied to computer vision problems, such as 2-D/3-D face analysis, deformable object fitting and tracking, shape from shading, and human behavior analysis, published in the most prestigious journals in his field of research, such as the IEEE T-PAMI, the *International Journal of Computer Vision*, the IEEE T-IP, the IEEE T-NNLS, the IEEE T-VCG, and the IEEE T-IFS, and many papers in top conferences, such as CVPR, ICCV, ECCV, and ICML. His students are frequent recipients of very prestigious and highly competitive fellowships, such as the Google Fellowship x2, the Intel Fellowship, and the Qualcomm Fellowship x3. He has more than 4500 citations to his work, h-index 36. He is the General Chair of BMVC 2017.